

# ONE FAMILY NATION GARUDA INDONESIA

## Paparan Publik Insidentil

Incidental Public Expose

Penyajian Kembali Laporan Keuangan  
Restatement of Financial Statements

Periode FY2018 & 1Q2019  
Period FY2018 & 1Q2019



# Latar Belakang Penyajian Kembali Laporan Keuangan FY2018

The Background Of Restatement Of Consolidated Financial Statement FY2018

Surat Otoritas Jasa Keuangan ("OJK") Nomor : S-21/PM.1/2019 Perihal Sanksi Administratif atas Pelanggaran Peraturan Perundang-Undangan di Bidang Pasar Modal Tertanggal 28 Juni 2019.

Financial Services Authority ("OJK") Letter Number: S-21 / PM.1 / 2019 Concerning Administrative Sanctions for the Violation of Capital Market Laws and Regulations Dated 28 June 2019

# Penyajian Kembali Laporan Keuangan FY2018

Restatement Of Consolidated Financial Statement FY2018

Penyesuaian pendapatan kompensasi atas hak pemasangan peralatan layanan konektivitas dan hiburan dalam pesawat dan manajemen konten.

Pada tahun 2018 Grup melakukan penyesuaian pendapatan kompensasi atas hak pemasangan peralatan layanan konektivitas dan hiburan dalam pesawat dan manajemen konten.

Ikhtisar penyesuaian angka-angka penyajian kembali adalah sebagai berikut:

1. Pendapatan (beban) lain-lain USD-239,94 juta
2. Keuntungan selisih kurs USD122.09K
3. Manfaat (beban) pajak USD60,02 juta
4. Piutang usaha lain-lain USD-264,06 juta
5. Aset pajak tangguhan USD60,02 juta
6. Utang pajak USD-24,00 juta
7. Liabilitas pinjaman jangka pendek USD549.27 juta
8. Liabilitas pinjaman jangka panjang USD-549.27 juta
9. Saldo laba (rugi) – belum dicadangkan sebesar USD-180,05 juta

Income Adjustment from compensation for the installation of in-flight connectivity services and entertainment.

In 2018, Group made adjustment Income from compensation for the installation of in-flight connectivity services and entertainment.

Summary of amounts previously reported, the adjustments and the restated amounts are as follows:

1. Other operating income (charges) USD-239.94 million
2. Gain on foreign exchange USD122.09K
3. Tax income (expenses) USD60.02 million
4. Other receivables USD-264.06 million
5. Deferred tax assets USD60.02 million
6. Taxes payable USD-24.00 million
7. Current loan liabilities USD549.27 million
8. Non current loan liabilities USD-549.27 million
9. Retained earnings – unappropriated USD-180.05 million

# **Dasar Penyajian Kembali Kinerja FY2018**

The Point Of Restatement Of Consolidated Financial Statement FY2018

**Pasal 69 Undang-Undang Nomor 8 Tahun 1995 Tentang Pasar Modal (UU PM) jis. Peraturan Bapepam dan LK Nomor VIII.G.7 Tentang Penyajian dan Pengungkapan Laporan Keuangan Emiten dan Perusahaan Publik**

Article 69 of Law Number 8 of 1995 Concerning Capital Market (UU PM) jis. Bapepam and LK Regulation Number VIII.G.7 Concerning Financial Statement and Disclosure of Issuers and Public Companies

# **Kinerja FY2018**

Performance FY2018

# Dampak Penyajian Kembali Laporan Keuangan FY2018

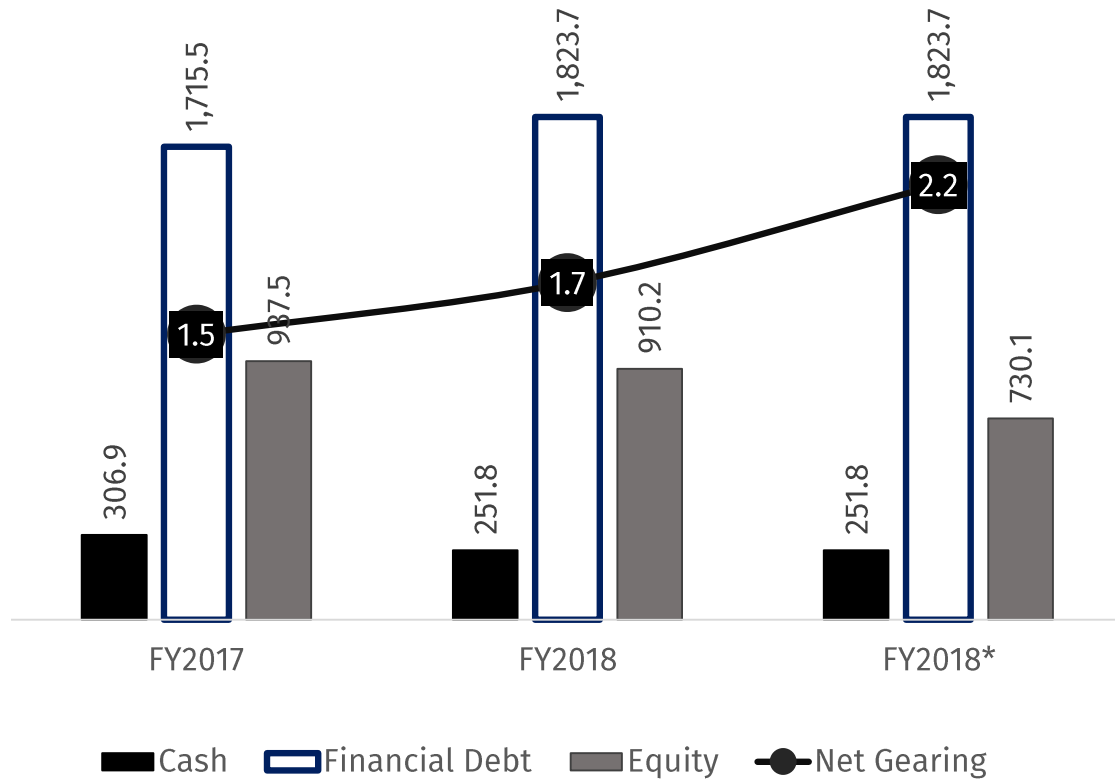
Impact of Restatement of Financial Statements FY2018

(Dalam Jutaan USD, Kecuali Dinyatakan Lain)  
currency in million USD, except stated otherwise)

Indikator	Dilaporkan sebelumnya/ As previously reported	Penyesuaian/ Adjustment	Disajikan kembali/ As restated	Indicator
<b>Aset</b>				<b>Assets</b>
Piutang lain-lain	280.8	(264.1)	16.7	Other receivables
Aset pajak tangguhan	54.2	60.0	114.2	Deferred tax assets
<b>Total aset</b>	<b>4,371.7</b>	<b>(204.0)</b>	<b>4,167.6</b>	<b>Total assets</b>
<b>Liabilitas</b>				<b>Liabilities</b>
Utang pajak	78.2	(24.0)	54.3	Taxes payable
Liabilitas pinjaman jangka pendek	14.3	549.3	563.5	Current loan liabilities
Liabilitas pinjaman jangka panjang	549.4	(549.3)	0.2	Non current loan liabilities
<b>Total liabilitas</b>	<b>3,461.5</b>	<b>(24.0)</b>	<b>3,437.5</b>	<b>Total liabilities</b>
<b>Ekuitas</b>				<b>Equity</b>
Saldo laba - belum dicadangkan	(415.9)	(180.0)	(595.9)	Retained earnings - unappropriated
<b>Total ekuitas</b>	<b>910.2</b>	<b>(180.0)</b>	<b>730.1</b>	<b>Total equity</b>
<b>Pendapatan (beban) usaha lainnya</b>				<b>Other operating income (charges)</b>
Keuntungan selisih kurs	28.1	0.1	28.0	Gain on foreign exchange
Pendapatan lain-lain bersih	278.8	(239.9)	38.9	Other income - net
<b>Manfaat (beban) pajak</b>	<b>(14.0)</b>	<b>(60.0)</b>	<b>46.0</b>	<b>Tax benefits (expenses)</b>
<b>Laba (rugi) tahun berjalan</b>	<b>5.0</b>	<b>180.0</b>	<b>(175.0)</b>	<b>Profit (loss) for the years</b>
Laba (rugi) per saham dasar tahun berjalan	0.00003	0.00695	(0.00692)	Basic profit (loss) for the year

# Dampak Penyajian Kembali Laporan Keuangan FY2018

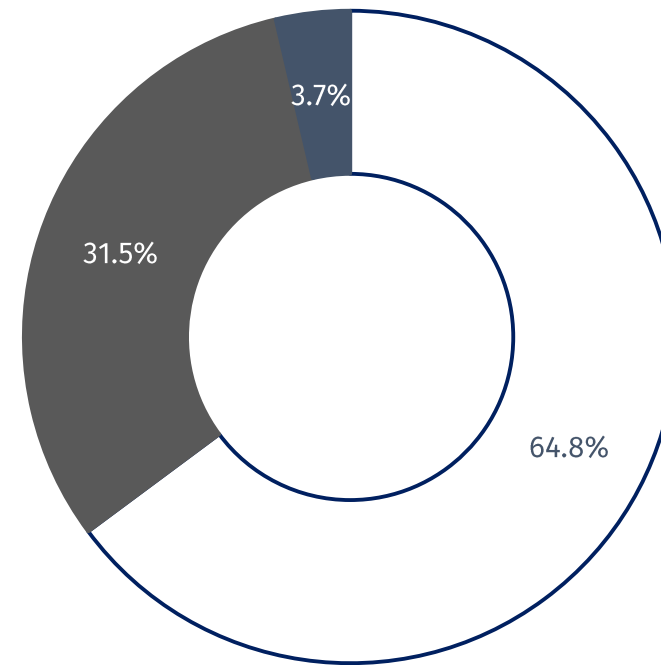
Impact of Restatement of Financial Statements FY2018



\*) Disajikan kembali

\*) Restated

(Dalam Jutaan USD, Kecuali Dinyatakan Lain)  
currency in million USD, except stated otherwise)



COVENANT	FY2018	FY2018*	COVENANT
Min Kas 5%	5.8%	5.8%	Min Cash
Max DER 2.50 kali	2.00	2.49	Max DER 2.50 times
Min Ekuitas USD800 juta	USD 910.2 mio	USD 730.1mio	Min Equity USD800mio

\*) Disajikan kembali

\*) Restated

# **Kinerja 1Q2019**

Performance 1Q2019



# Dampak Penyajian Kembali Laporan Keuangan 1Q2019

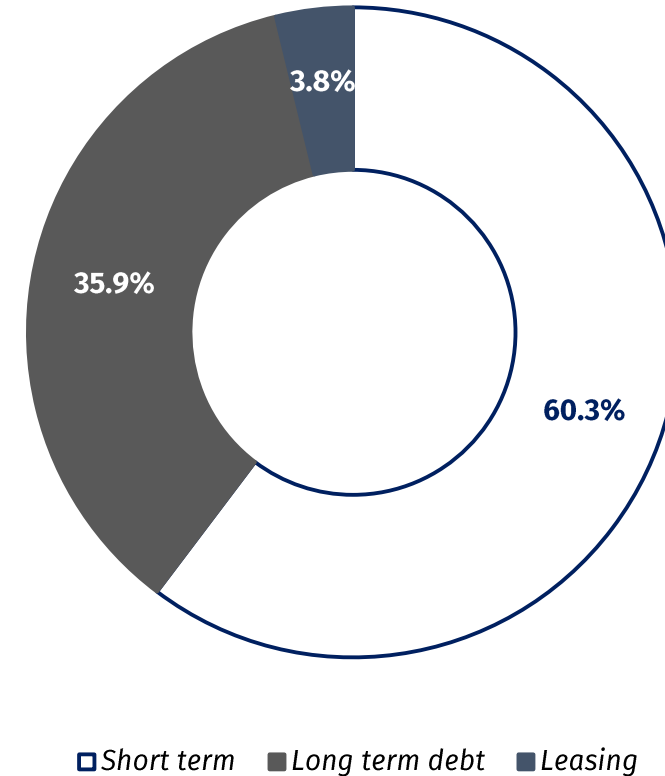
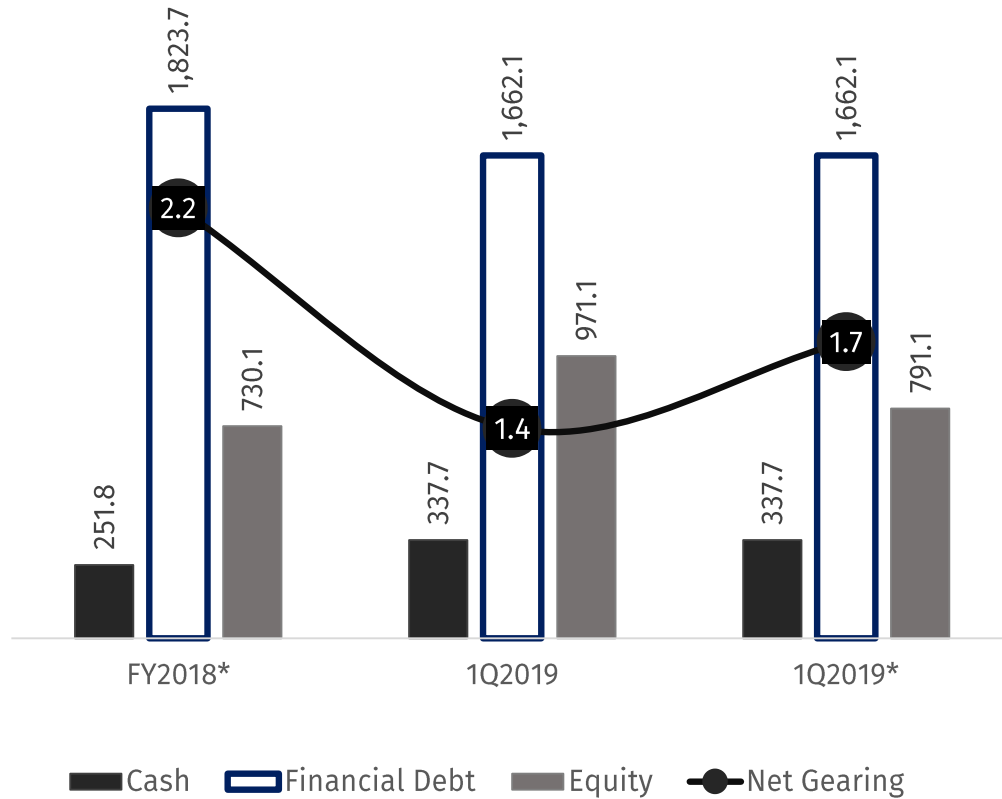
Impact of Restatement of Financial Statements 1Q2019

(Dalam Jutaan USD, Kecuali Dinyatakan Lain)  
currency in million USD, except stated otherwise)

Indikator	Dilaporkan sebelumnya/ As previously reported	Penyesuaian/ Adjustment	Disajikan kembali/ As restated	Indicators
<b>Aset</b>				<b>Assets</b>
Piutang lain-lain	283.8	(264.1)	19.7	Other receivables
Aset pajak tangguhan	45.3	60.0	105.3	Deferred tax assets
Total aset	<b>4,532.6</b>	<b>(204.0)</b>	<b>4,328.6</b>	Total assets
<b>Liabilitas</b>				<b>Liabilities</b>
Utang pajak	69.8	(24.0)	45.8	Taxes payables
Total liabilitas	<b>3,561.5</b>	<b>(24.0)</b>	<b>3,537.5</b>	Total liabilities
<b>Ekuitas</b>				<b>Equities</b>
Saldo laba-belum dicadangkan	(395.0)	(180.0)	(575.1)	Retained earnings-unappropriated
Total ekuitas	<b>971.1</b>	<b>(180.0)</b>	<b>791.1</b>	Total equities

# Dampak Penyajian Kembali Laporan Keuangan 1Q2019

Impact of Restatement of Financial Statements 1Q2019



COVENANT	FY2018*	1Q2019	1Q2019*	COVENANT
Min Kas 5%	5.8%	7.5%	7.5%	Min Cash
Max DER 2.50 kali	2.49	1.71	2.10	Max DER 2.50 times
Min Ekuitas USD800 juta	USD 730.1mio	USD971.1 juta	USD 791.1mio	Min Equity USD800mio

\*) Disajikan kembali  
\*) Restated

\*) Disajikan kembali

\*) Restated

(Dalam Jutaan USD, Kecuali Dinyatakan Lain)  
currency in million USD, except stated otherwise)

## **Perkembangan Kerja Sama Dengan Mahata**

Progression of Cooperation with Mahata.

**Citilink Sebagai Pihak Yang Berkontrak Telah Menulis Surat Ke Mahata Untuk Membatalkan Kontrak Sesuai Rekomendasi Badan Pemeriksa Keuangan (BPK).**

Citilink As The Contracting Party Has Written To Mahata To Cancel The Contract According To The Audit Board Of The Republic Of Indonesia (BPK)'s Recommendation.

# Thank You

## **Investor Relations**

Ground Floor, Garuda Indonesia Management Building  
Soekarno-Hatta International Airport  
Tangerang - 15111, Indonesia  
PO BOX 1004 TNG BUSH  
email: [investor@garuda-indonesia.com](mailto:investor@garuda-indonesia.com)